























36 200m Backstroke Women Final

















Official

















13yrs NZR	13yrs NZR	2:13.15	2013-10-01	Bobbi Gichard HP
14yrs NZR	14yrs NZR	2:07.38	2014-09-05	Bobbi Gichard HP
15yrs NZR	15yrs NZR	2:05.52	2010-09-26	Sophia Batchelor CB
16yrs NZR	16yrs NZR	2:07.53	2011-08-09	Sophia Batchelor CB
17yrs NZR	17yrs NZR	2:04.13	2012-10-02	Sophia Batchelor CB
18yrs NZR	18yrs NZR	2:06.76	2013-10-01	Caroline Baddock AK
Open NZR	Open NZR	2:03.00	2011-11-08	Melissa Ingram AK

















Total

















Rank	Competitor	Age	Club	RT	PTS	Result
1	 Glintmeyer ...	16	 Whangapar...	0.63		2:11.12 Entry: 2:12.00 -0.88
	25m:		50m: 30.26 (30.26)			
	75m:		100m: 1:02.92 (1:02.92)			
	125m:		150m: 1:36.84 (1:36.84)			
	175m:		200m: 2:11.12 (2:11.12)			
2	 Menzies La...	15	 Rolleston C...	0.65		2:14.09 Entry: 2:14.99 -0.90
	25m:		50m: 32.21 (32.21)			
	75m:		100m: 1:07.28 (1:07.28)			
	125m:		150m: 1:40.55 (1:40.55)			
	175m:		200m: 2:14.09 (2:14.09)			
3	 van Veldhui...	17	 Napier Girl...	0.61		2:14.48 Entry: 2:13.45 +1.03
	25m:		50m: 32.01 (32.01)			
	75m:		100m: 1:06.47 (1:06.47)			
	125m:		150m: 1:41.07 (1:41.07)			
	175m:		200m: 2:14.48 (2:14.48)			
4	 Lyles Jade	14	 Crimson Gl...	0.64		2:14.73 Entry: 2:17.14 -2.41
	25m:		50m: 31.84 (31.84)			
	75m:		100m: 1:06.26 (1:06.26)			
	125m:		150m: 1:40.99 (1:40.99)			
	175m:		200m: 2:14.73 (2:14.73)			
5	 Carnie Hana	13	 Mount Aspir...	0.71		2:16.88 Entry: 2:17.26 -0.38

















	25m:	50m: 31.92 (31.92)			
	75m:	100m: 1:06.17 (1:06.17)			
	125m:	150m: 1:41.43 (1:41.43)			
	175m:	200m: 2:16.88 (2:16.88)			
6	 Stanford H...	17  Napier Girl...	0.64	2:17.74 Entry: 2:18.55 -0.81	
	25m:	50m: 31.67 (31.67)			
	75m:	100m: 1:06.85 (1:06.85)			
	125m:	150m: 1:42.81 (1:42.81)			
	175m:	200m: 2:17.74 (2:17.74)			
7	 Rawson Al...	15  Waikato Di...	0.63	2:17.96 Entry: 2:18.84 -0.88	
	25m:	50m: 32.69 (32.69)			
	75m:	100m: 1:08.15 (1:08.15)			
	125m:	150m: 1:43.21 (1:43.21)			
	175m:	200m: 2:17.96 (2:17.96)			
8	 Miller Xanthe	17  Diocesan S...	0.72	2:18.37 Entry: 2:19.48 -1.11	
	25m:	50m: 32.83 (32.83)			
	75m:	100m: 1:08.34 (1:08.34)			
	125m:	150m: 1:44.14 (1:44.14)			
	175m:	200m: 2:18.37 (2:18.37)			
9	 Stringer Pa...	16  Waikato Di...	0.61	2:18.92 Entry: 2:22.23 -3.31	
	25m:	50m: 32.82 (32.82)			
	75m:	100m: 1:07.64 (1:07.64)			
	125m:	150m: 1:43.40 (1:43.40)			
	175m:	200m: 2:18.92 (2:18.92)			
10	 McGivern A...	16  Carmel Coll...	0.62	2:19.45 Entry: 2:19.93 -0.48	
	25m:	50m: 32.81 (32.81)			
	75m:	100m: 1:08.52 (1:08.52)			
	125m:	150m: 1:44.75 (1:44.75)			
	175m:	200m: 2:19.45 (2:19.45)			
11	 Liu Arissa	15  Pinehurst S...	0.58	2:19.72 Entry: 2:20.01 -0.29	
	25m:	50m: 32.18 (32.18)			
	75m:	100m: 1:07.93 (1:07.93)			
	125m:	150m: 1:44.83 (1:44.83)			
	175m:	200m: 2:19.72 (2:19.72)			
12	 Riley Ariella	17  Waikato Di...	0.80	2:19.74 Entry: 2:18.06 +1.68	
	25m:	50m: 33.39 (33.39)			
	75m:	100m: 1:09.25 (1:09.25)			
	125m:	150m: 1:45.17 (1:45.17)			
	175m:	200m: 2:19.74 (2:19.74)			
13	 Tobin Mack...	14  St Cuthbert'...	0.71	2:19.87 Entry: 2:21.56 -1.69	

















	25m:	50m: 31.68 (31.68)			
	75m:	100m: 1:06.58 (1:06.58)			
	125m:	150m: 1:43.22 (1:43.22)			
	175m:	200m: 2:19.87 (2:19.87)			
14	 Mihaka Pippa	18  Hamilton Gi...	0.61	2:20.25	Entry: 2:12.97 +7.28
	25m:	50m: 31.76 (31.76)			
	75m:	100m: 1:06.26 (1:06.26)			
	125m:	150m: 1:42.42 (1:42.42)			
	175m:	200m: 2:20.25 (2:20.25)			
15	 Speers Bro...	16  Havelock N...	0.65	2:20.43	Entry: 2:21.09 -0.66
	25m:	50m: 33.34 (33.34)			
	75m:	100m: 1:09.04 (1:09.04)			
	125m:	150m: 1:45.58 (1:45.58)			
	175m:	200m: 2:20.43 (2:20.43)			
16	 Wang Hope	14  St Cuthbert'...	0.68	2:20.55	Entry: 2:24.75 -4.20
	25m:	50m: 32.57 (32.57)			
	75m:	100m: 1:07.86 (1:07.86)			
	125m:	150m: 1:44.61 (1:44.61)			
	175m:	200m: 2:20.55 (2:20.55)			
17	 Barnes Ma...	16  Rangiora Hi...	0.74	2:21.51	Entry: 2:24.57 -3.06
	25m:	50m: 32.76 (32.76)			
	75m:	100m: 1:08.58 (1:08.58)			
	125m:	150m: 1:44.94 (1:44.94)			
	175m:	200m: 2:21.51 (2:21.51)			
18	 Skidmore E...	18  Woodford ...	0.67	2:22.15	Entry: 2:23.77 -1.62
	25m:	50m: 34.44 (34.44)			
	75m:	100m: 1:11.05 (1:11.05)			
	125m:	150m: 1:46.94 (1:46.94)			
	175m:	200m: 2:22.15 (2:22.15)			
19	 Yule Helena	14  Rangitoto C...	0.76	2:22.81	Entry: 2:21.96 +0.85
	25m:	50m: 33.40 (33.40)			
	75m:	100m: 1:09.03 (1:09.03)			
	125m:	150m: 1:46.42 (1:46.42)			
	175m:	200m: 2:22.81 (2:22.81)			
20	 Bates Olivia	17  Epsom Girl...	0.75	2:23.50	Entry: 2:20.29 +3.21
	25m:	50m: 34.52 (34.52)			
	75m:	100m: 1:11.10 (1:11.10)			
	125m:	150m: 1:47.75 (1:47.75)			
	175m:	200m: 2:23.50 (2:23.50)			
21	 Ennor Zoe	18  Napier Girl...	0.55	2:23.87	Entry: 2:16.92 +6.95

















	25m:	50m: 33.97 (33.97)			
	75m:	100m: 1:09.77 (1:09.77)			
	125m:	150m: 1:46.46 (1:46.46)			
	175m:	200m: 2:23.87 (2:23.87)			
22	 Lander Ash...	16  St Paul's C...	0.67	2:24.81	Entry: 2:25.55 -0.74
	25m:	50m: 34.29 (34.29)			
	75m:	100m: 1:10.08 (1:10.08)			
	125m:	150m: 1:47.17 (1:47.17)			
	175m:	200m: 2:24.81 (2:24.81)			
23	 Jarrett Lani	16  St Paul's C...	0.73	2:24.95	Entry: 2:25.32 -0.37
	25m:	50m: 33.33 (33.33)			
	75m:	100m: 1:09.47 (1:09.47)			
	125m:	150m: 1:47.59 (1:47.59)			
	175m:	200m: 2:24.95 (2:24.95)			
24	 Ding Cloris	14  St Cuthbert'...	0.96	2:25.50	Entry: 2:25.10 +0.40
	25m:	50m: 34.62 (34.62)			
	75m:	100m: 1:11.26 (1:11.26)			
	125m:	150m: 1:48.89 (1:48.89)			
	175m:	200m: 2:25.50 (2:25.50)			
25	 Wadham S...	14  St Matthew'...	0.67	2:26.09	Entry: 2:30.38 -4.29
	25m:	50m: 33.57 (33.57)			
	75m:	100m: 1:11.50 (1:11.50)			
	125m:	150m: 1:50.05 (1:50.05)			
	175m:	200m: 2:26.09 (2:26.09)			
26	 McLaren C...	15  Iona College	0.60	2:26.14	Entry: 2:27.61 -1.47
	25m:	50m: 34.07 (34.07)			
	75m:	100m: 1:11.60 (1:11.60)			
	125m:	150m: 1:49.50 (1:49.50)			
	175m:	200m: 2:26.14 (2:26.14)			
27	 Bendall Em...	17  Tararua Col...	0.66	2:26.30	Entry: 2:23.18 +3.12
	25m:	50m: 34.48 (34.48)			
	75m:	100m: 1:11.79 (1:11.79)			
	125m:	150m: 1:49.32 (1:49.32)			
	175m:	200m: 2:26.30 (2:26.30)			
28	 Sasamoto ...	17  Gisborne G...	0.67	2:27.23	Entry: 2:25.85 +1.38
	25m:	50m: 34.82 (34.82)			
	75m:	100m: 1:12.15 (1:12.15)			
	125m:	150m: 1:49.68 (1:49.68)			
	175m:	200m: 2:27.23 (2:27.23)			
29	 Wyatt Hayley	14  Rangitoto C...	0.71	2:27.63	Entry: 2:26.57 +1.06

















	25m:	50m:	33.36 (33.36)			
	75m:	100m:	1:09.48 (1:09.48)			
	125m:	150m:	1:47.92 (1:47.92)			
	175m:	200m:	2:27.63 (2:27.63)			
30	 Leeds Indy	14	 Rangi Ruru...	0.72	2:27.75 Entry: 2:28.40 -0.65	
	25m:	50m:	35.05 (35.05)			
	75m:	100m:	1:12.82 (1:12.82)			
	125m:	150m:	1:51.22 (1:51.22)			
	175m:	200m:	2:27.75 (2:27.75)			
31	 Scott Tessa	16	 Waikato Di...	0.68	2:27.87 Entry: 2:28.14 -0.27	
	25m:	50m:	35.27 (35.27)			
	75m:	100m:	1:13.42 (1:13.42)			
	125m:	150m:	1:50.53 (1:50.53)			
	175m:	200m:	2:27.87 (2:27.87)			
32	 Wright Mac...	13	 Kapiti College	0.61	2:28.15 Entry: 2:30.19 -2.04	
	25m:	50m:	35.01 (35.01)			
	75m:	100m:	1:12.81 (1:12.81)			
	125m:	150m:	1:51.69 (1:51.69)			
	175m:	200m:	2:28.15 (2:28.15)			
33	 Neal Audrey	17	 Pinehurst S...	0.76	2:28.33 Entry: 2:29.43 -1.10	
	25m:	50m:	34.08 (34.08)			
	75m:	100m:	1:11.11 (1:11.11)			
	125m:	150m:	1:50.07 (1:50.07)			
	175m:	200m:	2:28.33 (2:28.33)			
34	 Brown Elsie	14	 Rangitoto C...	0.68	2:28.40 Entry: 2:29.12 -0.72	
	25m:	50m:	34.20 (34.20)			
	75m:	100m:	1:12.36 (1:12.36)			
	125m:	150m:	1:50.77 (1:50.77)			
	175m:	200m:	2:28.40 (2:28.40)			
35	 Yee Giselle	13	 John Paul ...	0.65	2:28.41 Entry: 2:30.30 -1.89	
	25m:	50m:	34.84 (34.84)			
	75m:	100m:	1:12.74 (1:12.74)			
	125m:	150m:	1:50.89 (1:50.89)			
	175m:	200m:	2:28.41 (2:28.41)			
36	 Li Renee	14	 Glendowie ...	0.76	2:28.84 Entry: 2:26.43 +2.41	
	25m:	50m:	34.33 (34.33)			
	75m:	100m:	1:11.35 (1:11.35)			
	125m:	150m:	1:50.39 (1:50.39)			
	175m:	200m:	2:28.84 (2:28.84)			
37	 Kennard S...	16	 Spotswood ...	0.68	2:28.97 Entry: 2:28.01 +0.96	



















	25m:	50m: 34.04 (34.04)			
	75m:	100m: 1:12.14 (1:12.14)			
	125m:	150m: 1:51.45 (1:51.45)			
	175m:	200m: 2:28.97 (2:28.97)			
38	 Davoren Is...	17  Mt Maunga...	0.83	2:29.11 Entry: 2:26.78 +2.33	
	25m:	50m: 35.39 (35.39)			
	75m:	100m: 1:13.02 (1:13.02)			
	125m:	150m: 1:51.63 (1:51.63)			
	175m:	200m: 2:29.11 (2:29.11)			
39	 Carter Violet	15  Freyberg Hi...	0.94	2:29.15 Entry: 2:28.69 +0.46	
	25m:	50m: 35.13 (35.13)			
	75m:	100m: 1:12.98 (1:12.98)			
	125m:	150m: 1:51.44 (1:51.44)			
	175m:	200m: 2:29.15 (2:29.15)			
40	 Calcott Ash...	16  Hillcrest Hi...	0.64	2:29.37 Entry: 2:34.46 -5.09	
	25m:	50m: 34.74 (34.74)			
	75m:	100m: 1:12.24 (1:12.24)			
	125m:	150m: 1:50.77 (1:50.77)			
	175m:	200m: 2:29.37 (2:29.37)			
41	 Church Ayla	14  ACG Strath...	0.69	2:30.57 Entry: 2:35.81 -5.24	
	25m:	50m: 34.75 (34.75)			
	75m:	100m: 1:13.29 (1:13.29)			
	125m:	150m: 1:52.60 (1:52.60)			
	175m:	200m: 2:30.57 (2:30.57)			
42	 Mills Meeka	13  Pukekohe ...	0.59	2:30.58 Entry: 2:27.26 +3.32	
	25m:	50m: 33.82 (33.82)			
	75m:	100m: 1:12.08 (1:12.08)			
	125m:	150m: 1:51.91 (1:51.91)			
	175m:	200m: 2:30.58 (2:30.58)			
43	 Hay Gemma	15  Waikato Di...	0.68	2:30.80 Entry: 2:33.48 -2.68	
	25m:	50m: 34.74 (34.74)			
	75m:	100m: 1:12.62 (1:12.62)			
	125m:	150m: 1:52.18 (1:52.18)			
	175m:	200m: 2:30.80 (2:30.80)			
44	 Scott Megan	15  Craighead ...	0.74	2:31.16 Entry: 2:30.79 +0.37	
	25m:	50m: 35.67 (35.67)			
	75m:	100m: 1:13.30 (1:13.30)			
	125m:	150m: 1:52.44 (1:52.44)			
	175m:	200m: 2:31.16 (2:31.16)			
45	 Zhu Chelsea	13  St Cuthbert'...	0.57	2:31.27 Entry: 2:32.67 -1.40	

	25m:	50m: 35.62 (35.62)			
	75m:	100m: 1:13.85 (1:13.85)			
	125m:	150m: 1:52.86 (1:52.86)			
	175m:	200m: 2:31.27 (2:31.27)			
46	 Duske Geo...	14  Otumoetai ...	0.66	2:31.37	Entry: 2:31.47 -0.10
	25m:	50m: 34.70 (34.70)			
	75m:	100m: 1:13.75 (1:13.75)			
	125m:	150m: 1:53.28 (1:53.28)			
	175m:	200m: 2:31.37 (2:31.37)			
47	 Dresner Re...	14  Tauranga G...		2:31.39	Entry: 2:32.88 -1.49
	25m:	50m: 34.74 (34.74)			
	75m:	100m: 1:12.79 (1:12.79)			
	125m:	150m: 1:52.34 (1:52.34)			
	175m:	200m: 2:31.39 (2:31.39)			
48	 Migounoff L...	14  ACG Strath...	0.58	2:31.48	Entry: 2:36.49 -5.01
	25m:	50m: 34.74 (34.74)			
	75m:	100m: 1:13.35 (1:13.35)			
	125m:	150m: 1:52.99 (1:52.99)			
	175m:	200m: 2:31.48 (2:31.48)			
48	 Jenkins Alivia	17  Tauranga G...	0.69	2:31.48	Entry: 2:28.78 +2.70
	25m:	50m: 33.98 (33.98)			
	75m:	100m: 1:12.76 (1:12.76)			
	125m:	150m: 1:52.02 (1:52.02)			
	175m:	200m: 2:31.48 (2:31.48)			
50	 Blackburn ...	16  Westlake G...	0.71	2:31.97	Entry: 2:30.40 +1.57
	25m:	50m: 34.87 (34.87)			
	75m:	100m: 1:13.78 (1:13.78)			
	125m:	150m: 1:53.18 (1:53.18)			
	175m:	200m: 2:31.97 (2:31.97)			
51	 Dettling Ma...	13  Western Sp...	0.73	2:33.14	Entry: 2:33.70 -0.56
	25m:	50m: 35.47 (35.47)			
	75m:	100m: 1:13.94 (1:13.94)			
	125m:	150m: 1:53.59 (1:53.59)			
	175m:	200m: 2:33.14 (2:33.14)			
52	 Van Vliet M...	15  Tauranga G...	0.69	2:33.15	Entry: 2:30.15 +3.00
	25m:	50m: 34.09 (34.09)			
	75m:	100m: 1:12.83 (1:12.83)			
	125m:	150m: 1:53.02 (1:53.02)			
	175m:	200m: 2:33.15 (2:33.15)			
53	 Willoughby ...	13  Gisborne G...	0.62	2:33.21	Entry: 2:37.37 -4.16

	25m:	50m: 35.08 (35.08)			
	75m:	100m: 1:13.97 (1:13.97)			
	125m:	150m: 1:53.66 (1:53.66)			
	175m:	200m: 2:33.21 (2:33.21)			
54	 Dorricott R...	13  Whanganui...	0.73	2:33.50 Entry: 2:39.09 -5.59	
	25m:	50m: 36.23 (36.23)			
	75m:	100m: 1:14.94 (1:14.94)			
	125m:	150m: 1:54.91 (1:54.91)			
	175m:	200m: 2:33.50 (2:33.50)			
55	 Spooner K...	13  Rolleston C...	0.64	2:33.84 Entry: 2:34.49 -0.65	
	25m:	50m: 35.03 (35.03)			
	75m:	100m: 1:13.80 (1:13.80)			
	125m:	150m: 1:54.20 (1:54.20)			
	175m:	200m: 2:33.84 (2:33.84)			
56	 Cresswell ...	16  Hamilton Gi...	0.67	2:34.02 Entry: 2:36.48 -2.46	
	25m:	50m: 35.03 (35.03)			
	75m:	100m: 1:14.01 (1:14.01)			
	125m:	150m: 1:54.00 (1:54.00)			
	175m:	200m: 2:34.02 (2:34.02)			
57	 Pui Rachel	14  Whanganui...	0.72	2:34.04 Entry: 2:32.66 +1.38	
	25m:	50m: 36.04 (36.04)			
	75m:	100m: 1:15.66 (1:15.66)			
	125m:	150m: 1:56.40 (1:56.40)			
	175m:	200m: 2:34.04 (2:34.04)			
57	 Li Joanna	14  Kristin School	0.72	2:34.04 Entry: 2:32.49 +1.55	
	25m:	50m: 35.81 (35.81)			
	75m:	100m: 1:15.12 (1:15.12)			
	125m:	150m: 1:56.12 (1:56.12)			
	175m:	200m: 2:34.04 (2:34.04)			
59	 Bradford Lara	15  Cromwell C...	0.66	2:34.89 Entry: 2:32.84 +2.05	
	25m:	50m: 36.80 (36.80)			
	75m:	100m: 1:16.08 (1:16.08)			
	125m:	150m: 1:56.85 (1:56.85)			
	175m:	200m: 2:34.89 (2:34.89)			
60	 Prince Kaia	14  New Plymo...	0.71	2:34.92 Entry: 2:33.98 +0.94	
	25m:	50m: 35.63 (35.63)			
	75m:	100m: 1:15.07 (1:15.07)			
	125m:	150m: 1:55.45 (1:55.45)			
	175m:	200m: 2:34.92 (2:34.92)			
61	 Tuohy Milla	15  Long Bay C...	0.75	2:35.27 Entry: 2:32.80 +2.47	

	25m:	50m: 35.85 (35.85)			
	75m:	100m: 1:15.41 (1:15.41)			
	125m:	150m: 1:55.74 (1:55.74)			
	175m:	200m: 2:35.27 (2:35.27)			
62	 Liu Avianna	13  Pinehurst S...	0.65	2:35.88	Entry: 2:38.64 -2.76
	25m:	50m: 35.75 (35.75)			
	75m:	100m: 1:14.24 (1:14.24)			
	125m:	150m: 1:55.58 (1:55.58)			
	175m:	200m: 2:35.88 (2:35.88)			
63	 Smith Kaylee	15  Hillcrest Hi...	0.68	2:36.47	Entry: 2:36.39 +0.08
	25m:	50m: 37.13 (37.13)			
	75m:	100m: 1:16.61 (1:16.61)			
	125m:	150m: 1:56.69 (1:56.69)			
	175m:	200m: 2:36.47 (2:36.47)			
64	 Watt Keira	13  St Andrew's...	0.70	2:36.48	Entry: 2:32.34 +4.14
	25m:	50m: 35.51 (35.51)			
	75m:	100m: 1:15.04 (1:15.04)			
	125m:	150m: 1:56.31 (1:56.31)			
	175m:	200m: 2:36.48 (2:36.48)			
65	 Alva Sydney	15  St Margaret...	0.69	2:36.70	Entry: 2:33.23 +3.47
	25m:	50m: 34.81 (34.81)			
	75m:	100m: 1:15.89 (1:15.89)			
	125m:	150m: 1:57.72 (1:57.72)			
	175m:	200m: 2:36.70 (2:36.70)			
66	 Schaeffer V...	16  Mt Albert G...	0.56	2:36.78	Entry: 2:32.42 +4.36
	25m:	50m: 36.45 (36.45)			
	75m:	100m: 1:16.27 (1:16.27)			
	125m:	150m: 1:56.62 (1:56.62)			
	175m:	200m: 2:36.78 (2:36.78)			
67	 Sander Greer	14  Aquinas Co...	0.84	2:37.29	Entry: 2:40.92 -3.63
	25m:	50m: 35.84 (35.84)			
	75m:	100m: 1:15.36 (1:15.36)			
	125m:	150m: 1:56.18 (1:56.18)			
	175m:	200m: 2:37.29 (2:37.29)			
68	 Maekawa L...	15  Takapuna ...	0.65	2:37.95	Entry: 2:38.01 -0.06
	25m:	50m: 35.59 (35.59)			
	75m:	100m: 1:15.19 (1:15.19)			
	125m:	150m: 1:56.88 (1:56.88)			
	175m:	200m: 2:37.95 (2:37.95)			
69	 Farmiloe Al...	13  Whangarei ...	0.68	2:38.87	Entry: 2:37.48 +1.39

	25m:	50m:	35.71 (35.71)		
	75m:	100m:	1:16.16 (1:16.16)		
	125m:	150m:	1:58.61 (1:58.61)		
	175m:	200m:	2:38.87 (2:38.87)		
70	 Maltai-Spe...	15	 Mt Maunga...	0.70	2:39.69 Entry: 2:37.12 +2.57
	25m:	50m:	35.85 (35.85)		
	75m:	100m:	1:15.31 (1:15.31)		
	125m:	150m:	1:57.91 (1:57.91)		
	175m:	200m:	2:39.69 (2:39.69)		
71	 Batchelor T...	15	 Hauraki Pla...	0.64	2:39.71 Entry: 2:30.53 +9.18
	25m:	50m:	36.27 (36.27)		
	75m:	100m:	1:16.43 (1:16.43)		
	125m:	150m:	1:58.08 (1:58.08)		
	175m:	200m:	2:39.71 (2:39.71)		
72	 Na Christy	15	 Craighead ...	0.66	2:39.78 Entry: 2:38.40 +1.38
	25m:	50m:	38.14 (38.14)		
	75m:	100m:	1:18.47 (1:18.47)		
	125m:	150m:	1:59.51 (1:59.51)		
	175m:	200m:	2:39.78 (2:39.78)		
73	 Child Imogen	13	 Takapuna ...	0.70	2:39.85 Entry: 2:40.03 -0.18
	25m:	50m:	36.01 (36.01)		
	75m:	100m:	1:16.86 (1:16.86)		
	125m:	150m:	1:59.68 (1:59.68)		
	175m:	200m:	2:39.85 (2:39.85)		
74	 Smith Lily	15	 Tauranga G...	0.72	2:40.81 Entry: 2:35.75 +5.06
	25m:	50m:	36.30 (36.30)		
	75m:	100m:	1:17.57 (1:17.57)		
	125m:	150m:	1:59.95 (1:59.95)		
	175m:	200m:	2:40.81 (2:40.81)		
75	 Richardson...	16	 Hamilton Gi...	0.65	2:40.82 Entry: 2:32.11 +8.71
	25m:	50m:	36.64 (36.64)		
	75m:	100m:	1:17.34 (1:17.34)		
	125m:	150m:	1:59.17 (1:59.17)		
	175m:	200m:	2:40.82 (2:40.82)		
76	 Rutherford ...	14	 Glendowie ...	0.77	2:40.84 Entry: 2:40.35 +0.49
	25m:	50m:	35.94 (35.94)		
	75m:	100m:	1:17.17 (1:17.17)		
	125m:	150m:	1:59.91 (1:59.91)		
	175m:	200m:	2:40.84 (2:40.84)		
77	 Chan Gariad	14	 Macleans C...	0.87	2:41.35 Entry: 2:41.42 -0.07

	25m:	50m: 35.71 (35.71)			
	75m:	100m: 1:15.91 (1:15.91)			
	125m:	150m: 1:59.43 (1:59.43)			
	175m:	200m: 2:41.35 (2:41.35)			
78	 Shields An...	14  St Ignatius ...	0.80	2:41.57 Entry: 2:42.92 -1.35	
	25m:	50m: 36.39 (36.39)			
	75m:	100m: 1:17.23 (1:17.23)			
	125m:	150m: 1:59.82 (1:59.82)			
	175m:	200m: 2:41.57 (2:41.57)			
79	 Laban Jas...	13  Pakuranga ...	0.77	2:41.93 Entry: 2:43.70 -1.77	
	25m:	50m: 36.96 (36.96)			
	75m:	100m: 1:16.68 (1:16.68)			
	125m:	150m: 1:59.36 (1:59.36)			
	175m:	200m: 2:41.93 (2:41.93)			
80	 Bretherton ...	13  Taranaki Di...	0.66	2:44.68 Entry: 2:44.14 +0.54	
	25m:	50m: 38.99 (38.99)			
	75m:	100m: 1:20.45 (1:20.45)			
	125m:	150m: 2:03.56 (2:03.56)			
	175m:	200m: 2:44.68 (2:44.68)			
81	 Sherwin Gr...	13  Palmerston...	0.66	2:44.84 Entry: 2:41.65 +3.19	
	25m:	50m: 37.69 (37.69)			
	75m:	100m: 1:19.14 (1:19.14)			
	125m:	150m: 2:02.36 (2:02.36)			
	175m:	200m: 2:44.84 (2:44.84)			
82	 Doak Charl...	16  Ashburton ...	0.65	2:48.30 Entry: 2:34.12 +14.18	
	25m:	50m: 37.69 (37.69)			
	75m:	100m: 1:20.34 (1:20.34)			
	125m:	150m: 2:05.00 (2:05.00)			
	175m:	200m: 2:48.30 (2:48.30)			
-	 Watson Su...	13  Rangitoto C...	0.87	DSQ	
-	 Rudge Zya...	15  Lytton High...	0.68	DSQ	
-	 Whyte Ciara	15  Samuel Ma...	0.72	DSQ	
-	 Winter Heidi	16  Dunstan Hi...	0.62	DSQ	